

## Availability: Fashion • Sport

Material	Power Range		Add Power	Cylinder
	FASHION	SPORT		
1.5 Hard Resin (C,T,V,T,P,TX,D)	-6.50 to +5.25	-6.50 to +5.25	0.75 to 3.50	to -6.00
DLC™ Trivex™ (C,T,V,T,P,TX,BZ)	-6.50 to +6.00	-6.50 to +6.00	0.75 to 3.50	to -6.50
1.56 (B)	-6.50 to +6.00	-6.50 to +6.00	0.75 to 3.50	to -6.75
NXT™ (PH)	-6.00 to +5.50	-6.00 to +5.50	0.75 to 3.50	to -6.50
1.6 SuperLite™ (C,T,P,TX)	-6.50 to +6.00	-6.50 to +6.00	0.75 to 3.50	to -7.00
1.67 SuperLite™ (C,T,P,TX,BZ)	-6.50 to +6.00	-6.50 to +6.00	0.75 to 3.50	to -8.00
Polycarbonate (C,T,V,T,P,TX,D,BZ)	-6.50 to +6.00	-6.50 to +6.00	0.75 to 3.50	to -7.00

Power Range is determined by Shamir Certified Blank Range

### LEGEND:

- C-Clear
- PH-Photochromic
- D-Drivewear
- TV-Transitions® Vantage™
- B-BluTech (Indoor & Outdoor)
- T-Transitions®
- TX-XTRActive™
- P-Polarized
- BZ-Blue Zero™

⚠ WARNING: Polycarbonate lenses can expose you to chemicals including Bisphenol A (BPA) and 1.74 index lenses can expose you to Methimazole, which are known to the State of California to cause birth defects or other reproductive harm. For more information go to: [www.P65Warnings.ca.gov](http://www.P65Warnings.ca.gov).

## Availability: SV

Material	Power Range	Cylinder
1.5 Hard Resin (C,T,V,T,P,TX,D)	-6.50 to +6.00	to -6.00
DLC™ Trivex™ (C,T,V,T,P,TX,BZ)	-6.50 to +6.00	to -6.50
1.56 (B)	-6.50 to +6.00	to -6.75
NXT™ (PH)	-6.00 to +6.00	to -6.50
1.6 SuperLite™ (C,T,P,TX)	-6.50 to +6.00	to -7.00
1.67 SuperLite™ (C,T,P,TX,BZ)	-6.50 to +6.00	to -8.00
Polycarbonate (C,T,V,T,P,TX,D,BZ)	-6.50 to +6.00	to -7.00

Power Range is determined by Shamir Certified Blank Range

### LEGEND:

- C-Clear
- B-BluTech (Indoor & Outdoor)
- T-Transitions®
- TV-Transitions® Vantage™
- BZ-Blue Zero™
- TX-XTRActive™
- P-Polarized
- PH-Photochromic
- D-Drivewear

⚠ WARNING: Polycarbonate lenses can expose you to chemicals including Bisphenol A (BPA) and 1.74 index lenses can expose you to Methimazole, which are known to the State of California to cause birth defects or other reproductive harm. For more information go to: [www.P65Warnings.ca.gov](http://www.P65Warnings.ca.gov).

## How to Fit & Order Shamir Attitude III® - Fashion • Sport • SV

Select the lens type per patient's sunwear lens requirements: **Sport, Fashion or SV**

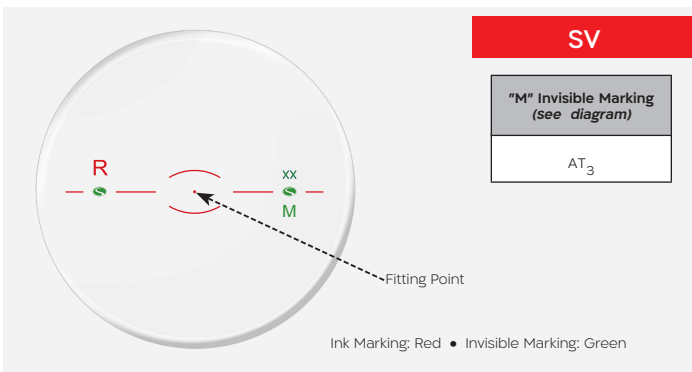
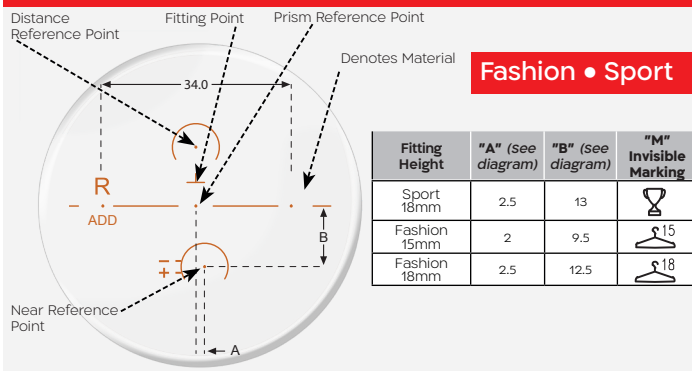
- Patient Rx
- Fitting Height
- Monocular Distance PD
- Panoramic Angle
- Pantoscopic Tilt
- Fitted Vertex Distance
- Base Curve of Demo Lens
- Frame Measurements A/B/DBL&ED

If the **As-Worn™** measurements are not included with the order the Shamir **Prescriptor Software®** will use defaults. Please see the measurements section for more details.

\*It is strongly recommended that you provide all of the above mentioned measurements.

# Attitude® III - Fashion • Sport • SV

## TECHNICAL INFORMATION



## As-Worn Quadro™ Measurements

To get the maximum benefit from **As-Worn Quadro™**, the actual measurements of the wearer should be included. (Vertex Distance - Fitted and Refracted, Pantoscopic Tilt, Panoramic Angle). **The patient will benefit greatly from using their personal measurements, experiencing more precise and comfortable vision.**

If the **As-Worn™** measurements are not included with the **Autograph III®** order, the Shamir **Prescriptor®** will use defaults. These defaults are based on averages.

### Default Measurements:

Shamir **Attitude III® - Fashion**  
 Vertex Distance: 13mm  
 Pantoscopic Tilt: 7°  
 Panoramic Angle: 7°

Shamir **Attitude III® - Sport & SV**  
 Vertex Distance: 13mm  
 Pantoscopic Tilt: 7°  
 Panoramic Angle: 15°

### The ranges for the "as-worn" measurements are as follows:

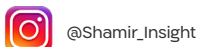
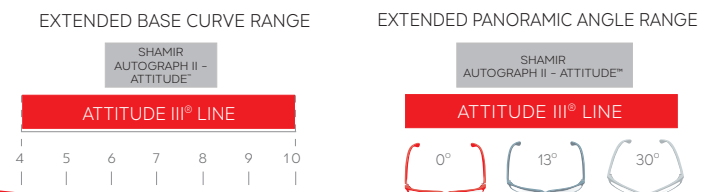
Vertex Distance: 5mm to 30mm  
 Pantoscopic Tilt: -10° to 20°  
 Panoramic Angle: 0 to 30°

## Extended Range

### Base Curves & Panoramic Angles

The Shamir **Attitude III®** line - progressive **Sport & Fashion** and **SV** lenses - support a wider range of panoramic angles and base curves, to optimally suit any frame, flat or wraparound, while maintaining all of the design advantages.

This extended range, allows for more frames to be fitted with precisely compatible lenses, very similar to the frame's demo lenses, ensuring a perfect fit and great looking sunwear.



SHAMIRLENS.COM 877.514.8330

TECHNICAL INQUIRIES 888.370.0736